

UNIT
10

HAMILTON COUNTY
COMMUNITY UNIT DISTRICT NO. 10

P.O. Box 369
109 North Washington
McLeansboro, Illinois 62859
(618) 643-2328

November 12, 2014

Dear Parents and Guardians,

On behalf of the Illinois State Board of Education, we are pleased to be able to share a detailed view of your child's school in the form of the Illinois School Report Card. This online resource offers a variety of information about each school in our district and across the state.

The Illinois School Report Card contains four sections: Academic Progress, School Environment, Student Characteristics, and Highlights of the academic courses. In addition, the website has the Report Card Snapshot which gives fast facts about the schools in our district.

The district and school report cards are available at <http://www.unit10.com>. Please select **District News**, then **Report Cards**. You will have a choice of which school report card you wish to view as well as being able to view past report cards in the **Archive**. You will need a free PDF viewer to see the report card. A link to the viewer download is also provided. Further information can be found at <http://illinoisreportcard.com/>. A printed copy of the report card can be requested by calling your school at [618-643-2328](tel:618-643-2328).

Sincerely,

Jeff Fetcho
Superintendent



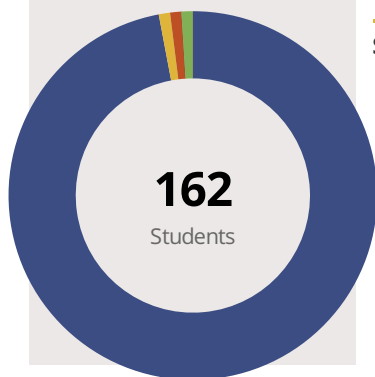
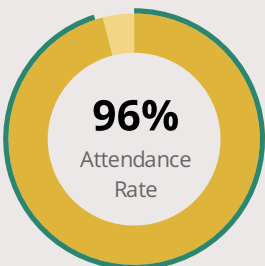
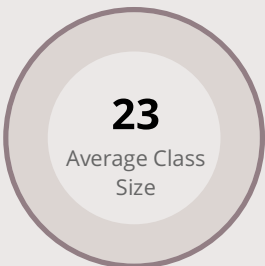
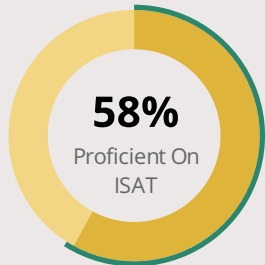
DAHLGREN ELEM SCHOOL

PO BOX 70 DAHLGREN, IL 62828 0070 (618) 736-2316

Grades: K-6
District: HAMILTON CO CUSD 10

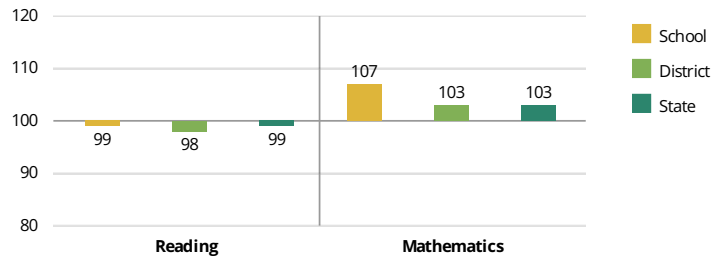
Principal: Mrs.Christina Epperson
Superintendent: Mr.Jeff Fetcho

FAST FACTS



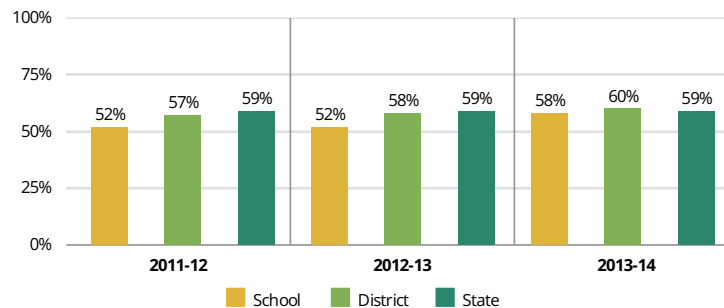
Academic Growth

To measure the amount of academic growth a school's students demonstrate, Illinois compares students' performance on the ISAT from one year to the next. Scores over 100 indicate that students are improving relative to their grade level, for example by moving from Below Standards to Meets Standards.



Academic Success

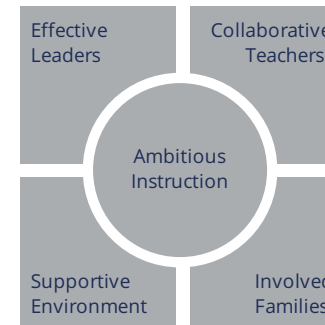
The percentage of students who meet or exceed standards on the Illinois Standards Achievement Test (ISAT).



Student Characteristics

White	98%	Low Income	50%
Black	1%	English Learners	0%
Hispanic	1%	With Disabilities	32%
Asian	0%	Homeless	2%
American Indian	0%		
Two or More Races	1%		
Pacific Islander	0%		

School Environment



The **5Essentials Survey** allows students in grades 6-12 and all teachers to share their perspectives on essential conditions for learning. The anonymous survey consists of 5 components.

- Most implementation
- More implementation
- Average implementation
- Less implementation
- Least implementation
- Not Applicable/Low Response

Response Rates

Students	-
Teachers	-

Effective Leaders

Do principals and teachers implement a shared vision for success?

Collaborative Teachers

Do teachers collaborate to promote professional growth?

Ambitious Instruction

Are the classes challenging and engaging?

Supportive Environment

Is the school safe, demanding, and supportive?

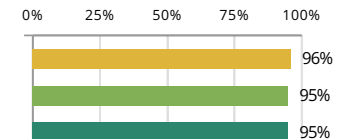
Involved Families

Does the entire staff build strong external relationships?

Student Attendance and Mobility

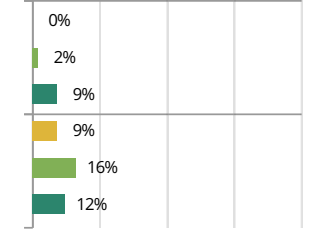
Attendance Rate

Rate at which students are present, not including excused or unexcused absences



Chronic Truancy Rate

Percentage of students who have been absent without valid reasons for 5% or more of regular school days



Student Mobility

Percentage of students who transfer in or out of the school during the school year, not including graduates

School District State



DAHLGREN ELEM SCHOOL

School Highlights

Academic Courses

Career Development Courses and Programs

Physical Education, Health and Wellness

Athletics

Other Programs and Activities

School Personnel Resources

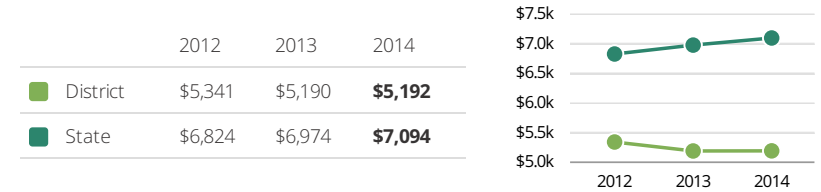
Paraprofessional, Special Education Teacher, Speech Language Pathology Teacher

School Awards

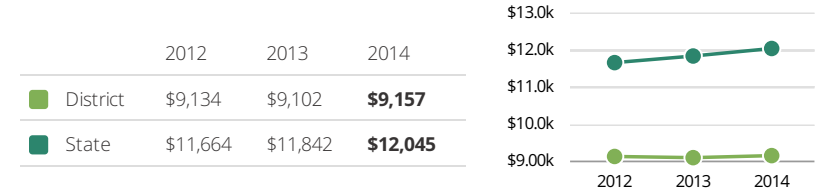
Facilities

District Finance

Instructional Spending per Pupil includes only the activities directly dealing with the teaching of students or the interaction between teachers and students.



Operational Spending per Pupil includes all costs for overall operations in this school's district, including Instructional Spending, but excluding summer school, adult education, capital expenditures, and long-term debt payments.



Educator Measures

In the last six years, **2 principal(s)** have led this school. In the last three years, an average of **94% of teachers** return to this school from one year to the next.

Measures of teacher attendance and proficiency will be added to this report in 2015.

FOR MORE INFORMATION

Visit IllinoisReportCard.com to see additional details about each item of information for this school. There you will find charts spanning multiple years, detailed explanations, resources, more of the school's programs and activities, and powerful tools that let you dig deeper into data.

Most of this data has been collected by ISBE from school districts through data systems. Some information, such as the School Highlights, is entered directly by principals and can be updated throughout the year.